


## Basement Watchdog Big Wet Cell Battery (30HDC140S) and Basement Watchdog Emergency Wet Cell Battery (24EP6)

To help prolong the life of the battery, please practice the following checklist actions:

Also see the instruction manual for further details and important safety precautions.



### 1. Check fluid levels every 4-6 months

- When fluid levels are low, add distilled water to the top fill line
- **Do not** add more acid after the initial installation date




### 2. Clean the underside of yellow cap

- Included with the Basement Watchdog system is a yellow battery cap
  - This yellow cap is to be placed on the second cell from the positive post
  - When checking fluid levels, rinse the yellow cap under running water



### 3. Clean the battery terminals

- Clean any corrosion off of the ring posts and ring connectors on the ends of the battery wires
  - Use a stiff brush or sandpaper
  - **Do not** apply corrosion resisting sprays or pads to the terminal rings or posts after you have cleaned them, since this could prevent the battery from charging properly



## PARTS & SERVICE INFORMATION

You can receive technical support, parts, or service by calling Glentronics, Inc. at 800-991-0466, Option #3, emailing us at [Service@Glentronics.com](mailto:Service@Glentronics.com), or by visiting the Basement Watchdog website at [www.basementwatchdog.com](http://www.basementwatchdog.com). Send your unit to the address (right) if repairs are needed:

**Glentronics, Inc.**  
**ATTN: Repairs**  
645 Heathrow Drive  
Lincolnshire, IL 60069-4205